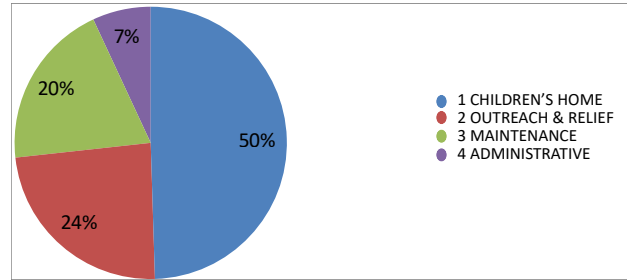


Expenses (2020)

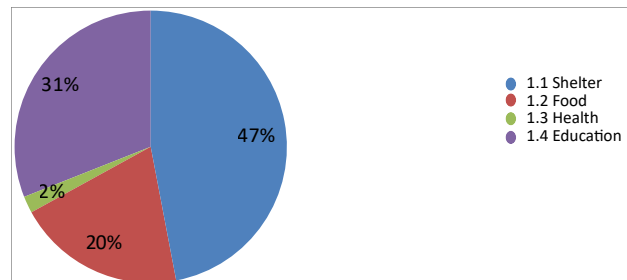
Overview	Thai Baht	
1. CHILDREN'S HOME	5.364.015,76	50%
2. OUTREACH & RELIEF	2.547.156,40	24%
3. MAINTENANCE	2.138.111,20	20%
4. ADMINISTRATIVE	772.190,13	7%
	10.821.473,49	



Details

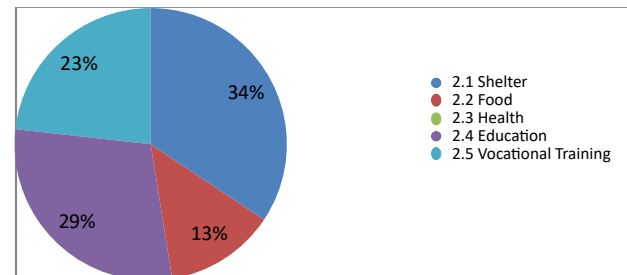
1. CHILDREN'S HOME

1.1 Shelter	2.503.152,25	47%
1.2 Food	1.058.602,75	20%
1.3 Health	132.004,00	2%
1.4 Education	1.670.256,76	31%
	5.364.015,76	



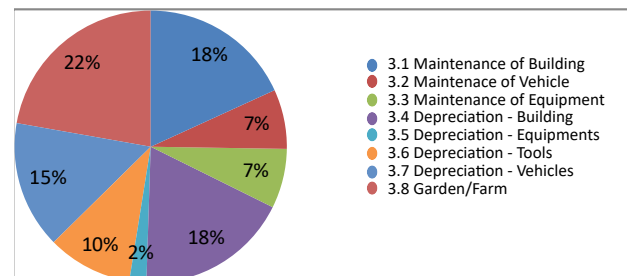
2. OUTREACH & RELIEF

2.1 Shelter	865.300,40	34%
2.2 Food	336.245,00	13%
2.3 Health	9.059,00	0%
2.4 Education	747.675,00	29%
2.5 Vocational Training	588.877,00	23%
	2.547.156,40	



3. MAINTENANCE

3.1 Maintenance of Building	386.182,00	18%
3.2 Maintenance of Vehicle	223.400,00	7%
3.3 Maintenance of Equipment	74.294,00	7%
3.4 Depreciation - Building	405.761,93	18%
3.5 Depreciation - Equipments	47.424,78	2%
3.6 Depreciation - Tools	219.546,01	10%
3.7 Depreciation - Vehicles	316.747,48	15%
3.8 Garden/Farm	464.755,00	22%
	2.138.111,20	



4. ADMINISTRATIVE

4.1 Office	299.081,25	39%
4.2 Public Utility	224.575,88	29%
4.3 Legal	65.788,00	9%
4.4 Insurance	182.745,00	24%
	772.190,13	

